

JSRA Jersey Doubles Squash Championship 2016

Doubles Squash Championship

Box 1

	1.	2.	3.	4.
1. [1] James LEWIS Scott GAUTIER		15-11, 15-0, 15-0	15-6, 15-0, 15-0	15-10, 15-0, 15-0
2. [5] Mark LE ROUX Mark GREENFIELD	11-15, 0-15, 0-15		12-15, 0-15, 0-15	15-8, 15-0, 15-0
3. [9] Charlie TAYLOR Graeme TANGUY	6-15, 0-15, 0-15	15-12, 15-0, 15-0		15-10, 15-0, 15-0
4. [13] Thomas SHENTON Thomas BOWDEN	10-15, 0-15, 0-15	8-15, 0-15, 0-15	10-15, 0-15, 0-15	

Standings	Points	Wins	Losses	Games	Game Pts
1. [1] GAUTIER / LEWIS	6	3	0	9 - 0 (100%)	135 - 27 (83.33%)
2. [9] TANGUY / TAYLOR	4	2	1	6 - 3 (66.67%)	96 - 67 (58.9%)
3. [5] GREENFIELD / LE ROUX	2	1	2	3 - 6 (33.33%)	68 - 98 (40.96%)
4. [13] BOWDEN / SHENTON	0	0	3	0 - 9 (0%)	28 - 135 (17.18%)

Box 2

	1.	2.	3.	4.
1. [2] Hugh JONES Jonathan HIBBS		15-9, 15-0, 15-0	15-10, 15-0, 15-0	15-3, 15-0, 15-0
2. [6] Beth GARTON Charlie GRIGGS	9-15, 0-15, 0-15		15-11, 15-0, 15-0	15-5, 15-0, 15-0
3. [10] Steve MCMAHON Phil LE CORNU	10-15, 0-15, 0-15	11-15, 0-15, 0-15		15-8, 15-0, 15-0
4. [14] Paul LETCH Henry LETCH	3-15, 0-15, 0-15	5-15, 0-15, 0-15	8-15, 0-15, 0-15	

Standings	Points	Wins	Losses	Games	Game Pts
1. [2] HIBBS / JONES	6	3	0	9 - 0 (100%)	135 - 22 (85.99%)
2. [6] GRIGGS / GARTON	4	2	1	6 - 3 (66.67%)	99 - 61 (61.88%)
3. [10] LE CORNU / MCMAHON	2	1	2	3 - 6 (33.33%)	66 - 98 (40.24%)
4. [14] LETCH / LETCH	0	0	3	0 - 9 (0%)	16 - 135 (10.6%)

Box 3

	1.	2.	3.	4.
1. [3] John WOOD Ian FURNESS		15-12, 15-0, 15-0	15-8, 15-0, 15-0	15-8, 15-0, 15-0
2. [7] Antony HARKIN William ENNIS	12-15, 0-15, 0-15		15-8, 15-0, 15-0	15-8, 15-0, 15-0
3. [11] Thomas BULLOCK Paul BULLOCK	8-15, 0-15, 0-15	8-15, 0-15, 0-15		10-15, 0-15, 0-15
4. [15] Olivia TAYLOR Sophie ATTRILL	8-15, 0-15, 0-15	8-15, 0-15, 0-15	15-10, 15-0, 15-0	


Standings	Points	Wins	Losses	Games	Game Pts
1. [3] FURNESS / WOOD	6	3	0	9 - 0 (100%)	135 - 28 (82.82%)
2. [7] ENNIS / HARKIN	4	2	1	6 - 3 (66.67%)	102 - 61 (62.58%)
3. [15] ATTRILL / TAYLOR	2	1	2	3 - 6 (33.33%)	61 - 100 (37.89%)
4. [11] BULLOCK / BULLOCK	0	0	3	0 - 9 (0%)	26 - 135 (16.15%)

Box 4

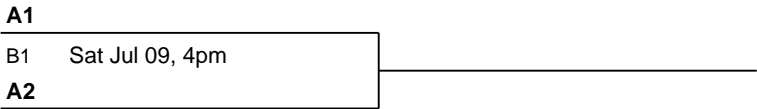
	1.	2.	3.	4.
1. [4] Nick TAYLOR Stanley TANGUY		15-13, 15-0, 15-0	15-9, 15-0, 15-0	15-12, 15-0, 15-0
2. [8] Steve LAW Trevor GRIGGS	13-15, 0-15, 0-15		15-11, 15-0, 15-0	15-8, 15-0, 15-0
3. [12] Susan TURPIN Yvonne MUNDY	9-15, 0-15, 0-15	11-15, 0-15, 0-15		15-8, 15-0, 15-0
4. [16] Harry RAMSDEN Pat DIXON	12-15, 0-15, 0-15	8-15, 0-15, 0-15	8-15, 0-15, 0-15	

Standings	Points	Wins	Losses	Games	Game Pts
1. [4] TANGUY / TAYLOR	6	3	0	9 - 0 (100%)	135 - 34 (79.88%)
2. [8] GRIGGS / LAW	4	2	1	6 - 3 (66.67%)	103 - 64 (61.68%)
3. [12] MUNDY / TURPIN	2	1	2	3 - 6 (33.33%)	65 - 98 (39.88%)
4. [16] DIXON / RAMSDEN	0	0	3	0 - 9 (0%)	28 - 135 (17.18%)


1/2 Playoff



3/4 Playoff



5/6 Playoff



7/8 Playoff

C1	
D1	Sat Jul 09, 4pm
C2	

9/10 Playoff

[5] GREENFIELD / LE ROUX	
E1	Sat Jul 09 3:20pm
[10] LE CORNU / MCMAHON	
	E3 Sat Jul 09 4:40pm
[15] ATTRILL / TAYLOR	
E2	Sat Jul 09 3:20pm
[12] MUNDY / TURPIN	

11/12 Playoff

E1	
F1	Sat Jul 09, 4pm
E2	

13/14 Playoff

[13] BOWDEN / SHENTON	
G1	Sat Jul 09 3:20pm
[14] LETCH / LETCH	
	G3 Sat Jul 09 4:40pm
[11] BULLOCK / BULLOCK	
G2	Sat Jul 09 3:20pm
[16] DIXON / RAMSDEN	

15/16 Playoff

G1	
H1	Sat Jul 09, 4pm
G2	