





# Kloppers Tennis Toernooi Januarie 2018







## Boys u/14

Box 1

		1.	2.	3.	4.	5.	6.	7.	8.	9.
	1. LABUSCAGNIE Janco		7-2	7-2	2-7	Opponent W/O	Opponent W/O	6-3	8-1	6-3
	2. WINKELMANN Philip	2-7		9-0	5-4	Opponent W/O	Opponent W/O	6-3	7-2	6-3
	3. DU PLESSIS Jan-Nel	2-7	0-9		0-9	Opponent W/O	Opponent W/O	2-7	0-9	2-7
	4. NEL Eric	7-2	4-5	9-0		Opponent W/O	Opponent W/O	9-0	6-3	6-3
	5. VAN DER HOVEN Zander	W/O	W/O	W/O	W/O		No Result	W/O	W/O	W/O
	6. GREYLING Andries	W/O	W/O	W/O	W/O	No Result		W/O	W/O	W/O
	7. VAN DER MERWE Johan	3-6	3-6	7-2	0-9	Opponent W/O	Opponent W/O		3-6	4-5
	8. HOFFMAN Danus	1-8	2-7	9-0	3-6	Opponent W/O	Opponent W/O	6-3		5-4
	9. MISDORP Joshua	3-6	3-6	7-2	3-6	Opponent W/O	Opponent W/O	5-4	4-5	

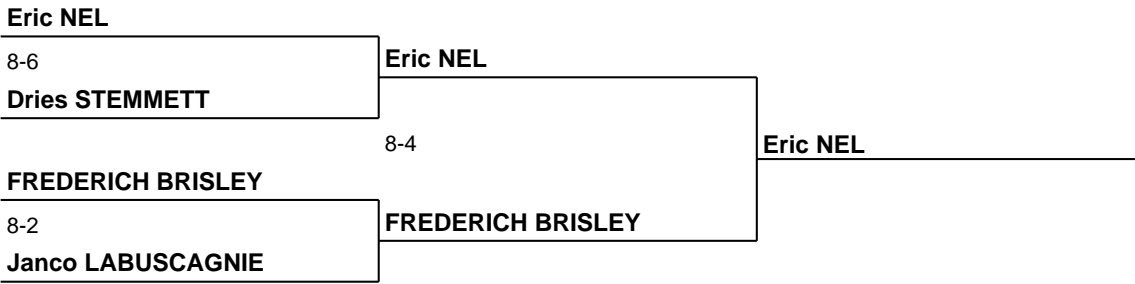
Standings	Points	Wins	Losses	Sets	Games
1. Eric NEL	14	7	1	5 - 1 (83.33%)	41 - 13 (75.93%)
2. Janco LABUSCAGNIE	14	7	1	5 - 1 (83.33%)	36 - 18 (66.67%)
3. Philip WINKELMANN	14	7	1	5 - 1 (83.33%)	35 - 19 (64.81%)
4. Danus HOFFMAN	10	5	3	3 - 3 (50%)	26 - 28 (48.15%)
5. Joshua MISDORP	8	4	4	2 - 4 (33.33%)	25 - 29 (46.3%)
6. Johan VAN DER MERWE	6	3	5	1 - 5 (16.67%)	20 - 34 (37.04%)
7. Jan-Nel DU PLESSIS	4	2	6	0 - 6 (0%)	6 - 48 (11.11%)
8. Andries GREYLING	2	1	7	0 - 0 (0%)	0 - 0 (0%)
9. Zander VAN DER HOVEN	0	0	8	0 - 0 (0%)	0 - 0 (0%)

Box 2

		1.	2.	3.	4.	5.	6.	7.	8.	9.	10.
	1. BRISLEY FREDERICH		3-6	8-1	7-2	5-4	6-3	9-0	6-3	9-0	9-0
	2. STEMMETT Dries	6-3		9-0	9-0	5-4	6-3	7-2	5-4	9-0	5-4
	3. OOSTHUIZEN Reyneke	1-8	0-9		6-3	4-5	5-4	8-1	3-6	9-0	5-4
	4. OLIVIER Philip	2-7	0-9	3-6		0-9	3-6	7-2	0-9	8-1	3-6
	5. BOTHA Wian Johannes	4-5	4-5	5-4	9-0		6-3	8-1	1-8	9-0	7-2
	6. MATANG Matseliso	3-6	3-6	4-5	6-3	3-6		8-1	3-6	7-2	4-5
	7. KRIEK Lourens	0-9	2-7	1-8	2-7	1-8	1-8		2-7	9-0	1-8
	8. FOURIE James	3-6	4-5	6-3	9-0	8-1	6-3	7-2		9-0	7-2
	9. STRAUSS RJ	0-9	0-9	0-9	1-8	0-9	2-7	0-9	0-9		0-9
	10. HUDSON Hercules	0-9	4-5	4-5	6-3	2-7	5-4	8-1	2-7	9-0	

Standings	Points	Wins	Losses	Sets	Games
1. FREDERICH BRISLEY	16	8	1	8 - 1 (88.89%)	62 - 19 (76.54%)
2. Dries STEMMETT	18	9	0	9 - 0 (100%)	61 - 20 (75.31%)
3. James FOURIE	14	7	2	7 - 2 (77.78%)	59 - 22 (72.84%)
4. Wian Johannes BOTHA	12	6	3	6 - 3 (66.67%)	53 - 28 (65.43%)
5. Reyneke OOSTHUIZEN	10	5	4	5 - 4 (55.56%)	41 - 40 (50.62%)
6. Matseliso MATANG	6	3	6	3 - 6 (33.33%)	41 - 40 (50.62%)
7. Hercules HUDSON	8	4	5	4 - 5 (44.44%)	40 - 41 (49.38%)
8. Philip OLIVIER	4	2	7	2 - 7 (22.22%)	26 - 55 (32.1%)
9. Lourens KRIEK	2	1	8	1 - 8 (11.11%)	19 - 62 (23.46%)
10. RJ STRAUSS	0	0	9	0 - 9 (0%)	3 - 78 (3.7%)

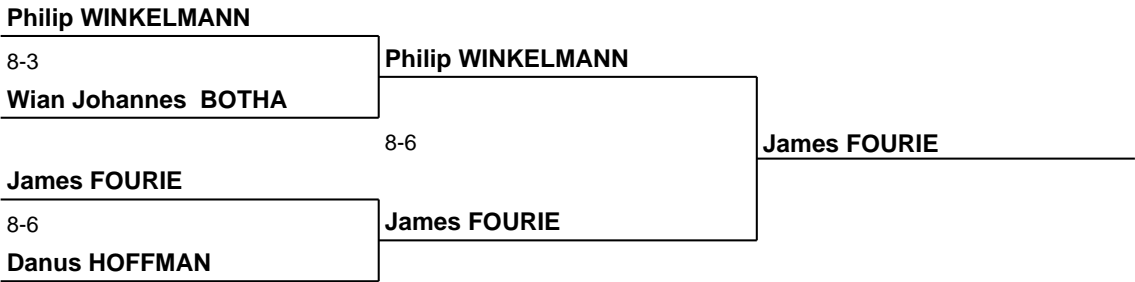
1/2 Playoff



3/4 Playoff



5/6 Playoff



7/8 Playoff



9/10 Playoff

Joshua MISDORP		
8-1	Matseliso MATANG	
Matseliso MATANG		
	8-4	Matseliso MATANG
Reyneke OOSTHUIZEN		
8-4	Reyneke OOSTHUIZEN	
Johan VAN DER MERWE		

11/12 Playoff

Joshua MISDORP	
8-0	Joshua MISDORP
Johan VAN DER MERWE	


13/14 Playoff

Jan-Nel DU PLESSIS		
8-6	Jan-Nel DU PLESSIS	
Philip OLIVIER		
	8-4	Hercules HUDSON
Hercules HUDSON		
Walkover	Hercules HUDSON	
Andries GREYLING		

15/16 Playoff

Philip OLIVIER	
H1	Philip OLIVIER
BYE	

17/18 Playoff



19/20 Playoff

