




2022052 Gauteng Central Rainbow Kidz Mini 1 U10
Green Ball Boys

Box 1

				1.	2.	3.	4.	5.
TSA131169			1. LETSAPA Tshenolo		5-3	6-1	9-8	2-6
TSA121255	GC		2. KENT James	3-5		7-3	11-0	2-8
TSA121417	GC		3. JANGARA Nathanael	1-6	3-7		7-0	0-7
TSA121629			4. VAN DER WALT Liam	8-9	0-11	0-7		0-7
TSA131145	GC		5. KASAHARA Takuto	6-2	8-2	7-0	7-0	




Standings	Points	Wins	Losses	Sets	Games
1. Takuto KASAHARA	8	4	0	4 - 0 (100%)	28 - 4 (87.5%)
2. James KENT	4	2	2	2 - 2 (50%)	23 - 16 (58.97%)
3. Tshenolo LETSAPA	6	3	1	3 - 1 (75%)	22 - 18 (55%)
4. Nathanael JANGARA	2	1	3	1 - 3 (25%)	11 - 20 (35.48%)
5. Liam VAN DER WALT	0	0	4	0 - 4 (0%)	8 - 34 (19.05%)

Box 2

				1.	2.	3.	4.	5.
TSA131243			1. ROSSOUW Rohan		6-2	2-10	5-2	5-0
	GC		2. SURI Aurin	2-6		0-8	7-1	7-0
TSA131100	GC		3. JOYCE Zachary	10-2	8-0		12-1	5-0
TSA121420	WP		4. FERREIRA Samuel	2-5	1-7	1-12		5-0
			5. WEYERS Stephen	0-5	0-7	0-5	0-5	



Standings	Points	Wins	Losses	Sets	Games
1. Zachary JOYCE	8	4	0	4 - 0 (100%)	35 - 3 (92.11%)
2. Rohan ROSSOUW	6	3	1	3 - 1 (75%)	18 - 14 (56.25%)
3. Aurin SURI	4	2	2	2 - 2 (50%)	16 - 15 (51.61%)
4. Samuel FERREIRA	2	1	3	1 - 3 (25%)	9 - 24 (27.27%)
5. Stephen WEYERS	0	0	4	0 - 4 (0%)	0 - 22 (0%)

Box 3

				1.	2.	3.	4.	5.
TSA131217	GC		1. KOURSARIS Matthew		1-6	1-8	0-10	0-11
TSA121690	GC		2. HART Luke	6-1		1-7	3-7	0-8
TSA131078	GC		3. CONNELLAN Matthew	8-1	7-1		4-5	0-5
TSA131289	GC		4. STRYDOM Owen	10-0	7-3	5-4		1-10
TSA131168			5. GABELANE Unathi	11-0	8-0	5-0	10-1	

Standings	Points	Wins	Losses	Sets	Games
1. Unathi GABELANE	8	4	0	4 - 0 (100%)	34 - 1 (97.14%)
2. Owen STRYDOM	6	3	1	3 - 1 (75%)	23 - 17 (57.5%)
3. Matthew CONNELLAN	4	2	2	2 - 2 (50%)	19 - 12 (61.29%)
4. Luke HART	2	1	3	1 - 3 (25%)	10 - 23 (30.3%)
5. Matthew KOURSARIS	0	0	4	0 - 4 (0%)	2 - 35 (5.41%)

Box 4

				1.	2.	3.	4.	5.
TSA121229			1. RAMAANO Thendo		3-2	1-9	1-6	0-11
TSA141099	GC		2. SIBUSISO Elonna	2-3		0-8	0-7	0-9
TSA131101	GC		3. JOYCE Cole	9-1	8-0		6-3	3-4
TSA121252	GC		4. MOFFAT Andrew James	6-1	7-0	3-6		5-2
TSA121456	GN		5. LUTTIG Aldo	11-0	9-0	4-3	2-5	

Standings	Points	Wins	Losses	Sets	Games
1. Cole JOYCE	6	3	1	3 - 1 (75%)	26 - 8 (76.47%)
2. Aldo LUTTIG	6	3	1	3 - 1 (75%)	26 - 8 (76.47%)
3. Andrew James MOFFAT	6	3	1	3 - 1 (75%)	21 - 9 (70%)
4. Thendo RAMAANO	2	1	3	1 - 3 (25%)	5 - 28 (15.15%)
5. Elonna SIBUSISO	0	0	4	0 - 4 (0%)	2 - 27 (6.9%)

1/2 Playoff

Takuto KASAHARA

	Unathi GABELANE	
Unathi GABELANE	8-5	
	Unathi GABELANE	
Zachary JOYCE	8-1	
	Zachary JOYCE	
Cole JOYCE	8-1	

3/4 Playoff

Takuto KASAHARA	
Aldo LUTTIG	Takuto KASAHARA 8-0

5/6 Playoff

James KENT	
Owen STRYDOM	James KENT 8-3
Rohan ROSSOUW	
Aldo LUTTIG	Cole JOYCE 8-3
	Cole JOYCE 8-3

7/8 Playoff

Owen STRYDOM	
Rohan ROSSOUW	Owen STRYDOM 8-3

9/10 Playoff

Tshenolo LETSAPA	
Matthew CONNELLAN	Tshenolo LETSAPA 8-2
Aurin SURI	
Andrew James MOFFAT	Andrew James MOFFAT 8-1
	Tshenolo LETSAPA 8-2

11/12 Playoff

Matthew CONNELLAN	
Aurin SURI	Matthew CONNELLAN Walkover

13/14 Playoff

Nathanael JANGARA		
Luke HART	Luke HART	
	11-6	
Samuel FERREIRA		Luke HART
		8-3
Thendo RAMAANO	Samuel FERREIRA	
	Walkover	

15/16 Playoff

Nathanael JANGARA	
	Nathanael JANGARA
Thendo RAMAANO	Walkover

17/18 Playoff

BYE		
I1	BYE	
BYE		
	I3	
BYE		
I2	BYE	
BYE		

19/20 Playoff

BYE	
J1	
BYE	